

The Pride of Top Quality
FOOT MASTER®

Medium duty casters



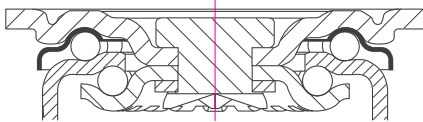
Guide for selection of wheels : Medium duty casters

Image	Series	Description	Wheel code	Wheel dia mm	Wheel width mm	Axle bore mm	Hub length mm	Load capacity Kg	Bearing type
	MUD	<ul style="list-style-type: none"> - Cast polyurethane (Shore A95) - Aluminum core - Two ball bearings 	MUD-75-35	75	35	17	44	180	6003 ZZ
			MUD-100-35	100	35	17	44	220	6003 ZZ
			MUD-100-40	100	40	15	50	300	6202 ZZ
			MUD-125-35	125	35	17	44	250	6003 ZZ
			MUD-130-40	130	40	15	50	320	6202 ZZ
			MUD-150-40-1	150	40	17	44	350	6003 ZZ
			MUD-150-40	150	40	15	50	350	6202 ZZ
			MUD-150-48	150	48	15	50	400	6202 ZZ
			MUD-200-40	200	40	15	50	400	6202 ZZ
MUD-200-48	200	48	15	50	500	6202 ZZ			
	MUID	<ul style="list-style-type: none"> - Cast polyurethane (Shore A95) - Pressed steel core - One special ball bearing 	MUID-150-45	150	45	15	53	320	SPECIAL BEARING
	MUPD	<ul style="list-style-type: none"> - Cast polyurethane (Shore A95) - Pressed steel core - Two ball bearings 	MUPD-150-40	150	40	15	53	350	6202 ZZ
	HUD	<ul style="list-style-type: none"> - Cast polyurethane (Shore A95) - Aluminum core - Two ball bearings 	HUD-100-48	100	48	15	50	400	6202 ZZ
			HUD-130-40	130	40	15	50	430	6202 ZZ
			HUD-130-48	130	48	15	50	500	6202 ZZ
			HUD-150-40	150	40	15	50	550	6202 ZZ
			HUD-150-48	150	48	15	50	600	6202 ZZ
			HUD-200-40	200	40	15	50	550	6202 ZZ
	HUD-WEU	<ul style="list-style-type: none"> - Cast polyurethane (Shore A95) - Aluminum core - Two ball bearings - Anti-static version ($10^8 \sim 10^9 \Omega \text{cm}$) 	HUD-WEU-100-48	100	48	15	50	400	6202 ZZ
			HUD-WEU-130-40	130	40	15	50	430	6202 ZZ
			HUD-WEU-150-40	150	40	15	50	550	6202 ZZ
			HUD-WEU-200-40	200	40	15	50	550	6202 ZZ
	SUD	<ul style="list-style-type: none"> - Cast polyurethane (Shore A70) - Aluminum core - Two ball bearings 	SUD-100-40	100	40	15	50	200	6202 ZZ
			SUD-130-40	130	40	15	50	270	6202 ZZ
			SUD-150-40	150	40	15	50	330	6202 ZZ
	MCD	<ul style="list-style-type: none"> - MC nylon(Shore D80) - Two ball bearings 	MCD-75-35	75	35	17	44	300	6003 ZZ
			MCD-75-48	75	48	15	51	600	6202 ZZ
			MCD-100-35	100	35	17	44	350	6003 ZZ
			MCD-100-48	100	48	20	48	900	6204 ZZ
			MCD-125-35	125	35	17	44	400	6003 ZZ
			MCD-130-48	130	48	20	48	600	6204 ZZ
			MCD-150-40	150	40	17	44	450	6003 ZZ
			MCD-150-48	150	48	20	48	600	6204 ZZ
MCD-200-40	200	40	20	48	600	6204 ZZ			
	NYD	<ul style="list-style-type: none"> - Nylon 66(Shore D70) - Two ball bearings 	NYD-75-48	75	48	15	51	600	6202 ZZ
			NYD-100-48	100	48	20	48	900	6204 ZZ

FOOT MASTER®

Medium duty casters PLM series

kg 160~350kg **RoHS** **°C** -10~90°C











[Total-lock top brake system]

Simultaneous locking of the swiveling top plate and wheel with one operation




Brackets: Pressed steel plate, double ball bearing with hardened bearing seats in the swivel head, strong integrated pressed steel frame, total-lock steel top brake system which is applied in wheel and swivel head simultaneously, bolted wheel axle structure

Surface Treatment: Zinc plated

* Recommended Load = Load Cap. × 3

Swivel	Rigid	Swivel with brake	Wheel type	 mm	 mm	 Kg	 mm	 mm	 mm	 mm	 mm
PLM-75-ASF	PLM-75-ARF	PLM-75-BSF	MUD	75	35	180	110	38	95x85	76x58 68x66	11
PLM-100-ASF	PLM-100-ARF	PLM-100-BSF		100	35	220	135	35			
PLM-125-ASF	PLM-125-ARF	PLM-125-BSF		125	35	250	160	32			
PLM-75-ASF	PLM-75-ARF	PLM-75-BSF	GUD	75	35	160	110	38	95x85	76x58 68x66	11
PLM-100-ASF	PLM-100-ARF	PLM-100-BSF		100	35	200	135	35			
PLM-125-ASF	PLM-125-ARF	PLM-125-BSF		125	35	230	160	32			
PLM-75-ASF	PLM-75-ARF	PLM-75-BSF	MCD	75	35	300	110	38	95x85	76x58 68x66	11
PLM-100-ASF	PLM-100-ARF	PLM-100-BSF		100	35	350	135	35			
PLM-125-ASF	PLM-125-ARF	PLM-125-BSF		125	35	350	160	32			

Options

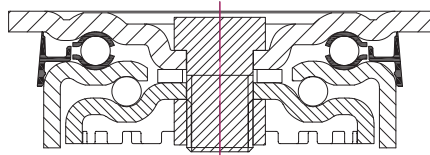
						
Code Suffix	MUD	GUD	MCD			
Description	Cast PU(A95)	Cast PU(A80)	MC nylon(D80)			
Available for	75 ~ 125	75 ~ 125	75 ~ 125			

FOOT MASTER®

Medium duty casters

PLM series

kg 330~450kg **RoHS** **TEMP** -10~90°C



[Total-lock top brake system]









Simultaneous locking of the swiveling top plate and wheel with one operation



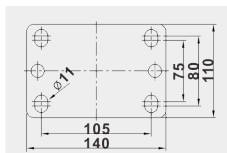
Brackets: Pressed steel plate, double ball bearing with hardened bearing seats in the swivel head, strong integrated pressed steel frame, total-lock steel top brake system which is applied in wheel and swivel head simultaneously, bolted wheel axle structure

Surface Treatment: Zinc plated




* Recommended Load = Load Cap. × 3

Swivel	Rigid	Swivel with brake	Wheel type								
				mm	mm	Kg	mm	mm	mm	mm	mm
PLM-150-ASF	PLM-150-ARF	PLM-150-BSF	MUD	150	40	350	190	55	115x102	92x66 76x76	11
PLM-175-ASF	PLM-175-ARF	PLM-175-BSF		175	40	400	215	55			
PLM-200-ASF	PLM-200-ARF	PLM-200-BSF		200	40	420	240	55			
PLM-150-ASF	PLM-150-ARF	PLM-150-BSF	HUD	150	40	400	190	55	115x102	92x66 76x76	11
PLM-175-ASF	PLM-175-ARF	PLM-175-BSF		175	40	450	215	55			
PLM-200-ASF	PLM-200-ARF	PLM-200-BSF		200	40	450	240	55			
PLM-150-ASF	PLM-150-ARF	PLM-150-BSF	SUD	150	40	330	190	55	115x102	92x66 76x76	11
PLM-175-ASF	PLM-175-ARF	PLM-175-BSF		175	40	370	215	55			
PLM-200-ASF	PLM-200-ARF	PLM-200-BSF		200	40	400	240	55			
PLM-150-ASF	PLM-150-ARF	PLM-150-BSF	MCD	150	48	450	190	55	115x102	92x66 76x76	11
PLM-175-ASF	PLM-175-ARF	PLM-175-BSF		175	40	450	215	55			
PLM-200-ASF	PLM-200-ARF	PLM-200-BSF		200	40	450	240	55			
PLM-150-ASF	PLM-150-ARF	PLM-150-BSF	NYD	150	48	450	190	55	115x102	92x66 76x76	11

Options



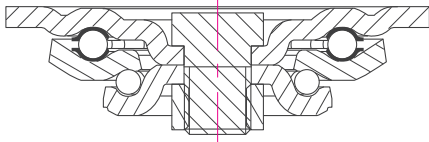
Code Suffix	-PEU
Available for	150 ~ 200

						
Code Suffix	MUD	HUD	SUD	MCD	NYD	-WEU
Description	Cast PU(A95)	Cast PU(A95)	Cast PU(A70)	MC nylon(D80)	High-Performance Nylon(D70)	Anti-static(Black)
Available for	150 ~ 200	150 ~ 200	150 ~ 200	150 ~ 200	150	150 ~ 200

FOOT MASTER®









Medium duty casters PME series

 220~450kg  RoHS  -10~90°C





Brackets: Pressed steel plate, double ball bearing with hardened bearing seats in the swivel head, grease nipple, strong welded steel frame, smooth-operating side brake system, bolted wheel axle structure
Surface Treatment: Powder coating, zinc plated

* Recommended Load = Load Cap. × 3

Swivel	Rigid	Swivel with brake	Wheel type								
				mm	mm	Kg	mm	mm	mm	mm	mm
PME-100-ASF	PME-100-ARF	PME-100-BSF	MUD	100	35	220	136	32	115x102	92x66 76x76	11
PME-125-ASF	PME-125-ARF	PME-125-BSF		125	35	250	160	35			
PME-150-ASF	PME-150-ARF	PME-150-BSF		150	40	350	190	38			
PME-100-ASF	PME-100-ARF	PME-100-BSF	MCD	100	35	350	136	32	115x102	92x66 76x76	11
PME-125-ASF	PME-125-ARF	PME-125-BSF		125	35	400	160	35			
PME-150-ASF	PME-150-ARF	PME-150-BSF		150	40	450	190	38			

Options

						
Code Suffix	MUD	MCD				
Description	Cast PU(A95)	MC nylon(D80)				
Available for	100 ~ 150	100 ~ 150				

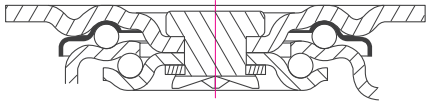
FOOT MASTER®

Medium duty casters

RT1/RT2/RT3 series











kg 280~350kg **RoHS** **°C** -10~90°C



















Brackets: Pressed steel plate, double ball bearing with hardened bearing seats in the swivel head, strong integrated pressed steel frame, smooth-operating side brake system, bolted wheel axle structure

Surface Treatment: Zinc plated



* Recommended Load = Load Cap. × 3

Swivel	Rigid	Swivel with brake	Wheel type	 mm	 mm	 Kg	 mm	 mm	 mm	 mm	 mm
RT1-150-ASF	RT1-150-ARF	RT1-150-BSF	MUID	150	45	280	190	40	[SF] 102x102	80x80	11
RT1-150-ASF	RT1-150-ARF	RT1-150-BSF	MUPD	150	40	350	190	40	[RF] 108x114	75x75	

Swivel	Rigid	Swivel with brake	Wheel type	 mm	 mm	 Kg	 mm	 mm	 mm	 mm	 mm
RT2-150-ASF	RT2-150-ARF	RT2-150-BSF	MUID	150	45	320	198	40	[SF] 118x118	[SF] 90x90	11
RT2-150-ASF	RT2-150-ARF	RT2-150-BSF	MUPD	150	40	350	198	40	[RF] 126x87	[RF] 80x80 100x55	

Swivel	Rigid	Swivel with brake	Wheel type	 mm	 mm	 Kg	 mm	 mm	 mm	 mm	 mm
RT3-150-ASF	RT3-150-ARF	RT3-150-BSF	MUID	150	45	280	190	40	115x102	92x66	11
RT3-150-ASF	RT3-150-ARF	RT3-150-BSF	MUPD	150	40	350	190	40		84x71	

Options

						
Code Suffix	MUID	MUPD				
Description	Cast PU(A95)	Cast PU(A95)				
Available for	150	150				

FOOT MASTER®

Medium duty casters

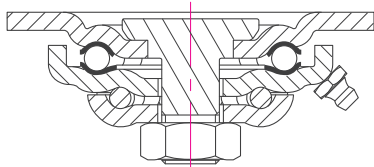
PM series



200~500kg



-10~90°C



Brackets: Pressed steel plate, double ball bearing with hardened bearing seats in the swivel head, grease nipple, strong welded steel frame, smooth-operating side brake system(200 series: top brake), bolted wheel axle structure

Surface Treatment: Powder coating, zinc plated

* Recommended Load = Load Cap. × 3

Swivel	Rigid	Swivel with brake	Wheel type	mm	mm	Kg	mm	mm	mm	mm	mm
PM-100-ASF	PM-100-ARF	PM-100-BSF	MUD	100	40	250	136	50	115x102	92x66 76x76	11
PM-130-ASF	PM-130-ARF	PM-130-BSF		130	40	300	162	50			
PM-150-ASF	PM-150-ARF	PM-150-BSF		150	40	350	190	50			
PM-200-ASF	PM-200-ARF	PM-200-BSF		200	40	400	239	65			
PM-100-ASF	PM-100-ARF	PM-100-BSF	HUD	100	48	300	136	50	115x102	92x66 76x76	11
PM-130-ASF	PM-130-ARF	PM-130-BSF		130	40	350	162	50			
PM-150-ASF	PM-150-ARF	PM-150-BSF		150	40	400	190	50			
PM-200-ASF	PM-200-ARF	PM-200-BSF		200	40	450	239	65			
PM-100-ASF	PM-100-ARF	PM-100-BSF	SUD	100	40	200	136	50	115x102	92x66 76x76	11
PM-130-ASF	PM-130-ARF	PM-130-BSF		130	40	270	162	50			
PM-150-ASF	PM-150-ARF	PM-150-BSF		150	40	330	190	50			

Options

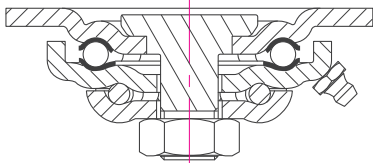
Code Suffix	MUD	HUD	SUD	-WEU		
Description	Cast PU(A95)	Cast PU(A95)	Cast PU(A70)	Anti-static(Black)		
Available for	100 ~ 200	100 ~ 200	100 ~ 150	100 ~ 200		

FOOT MASTER®

Medium duty casters PM series











kg 200~500kg **RoHS** **TEMP** -10~90°C



Brackets: Pressed steel plate, double ball bearing with hardened bearing seats in the swivel head, grease nipple, strong welded steel frame, smooth-operating side brake system(200 series: top brake), bolted wheel axle structure

Surface Treatment: Powder coating, zinc plated

* Recommended Load = Load Cap. × 3

Swivel	Rigid	Swivel with brake	Wheel type	 mm	 mm	 Kg	 mm	 mm	 mm	 mm	 mm
PM-130-ASF	PM-130-ARF	PM-130-BSF	HUWD	130	48	400	162	50	115x102	92x66 76x76	11
PM-150-ASF	PM-150-ARF	PM-150-BSF		150	48	450	190	50			
PM-150-ASF	PM-150-ARF	PM-150-BSF	MUPD	150	40	350	190	50	115x102	92x66 76x76	11
PM-100-ASF	PM-100-ARF	PM-100-BSF	MCD	100	48	350	136	50	115x102	92x66 76x76	11
PM-130-ASF	PM-130-ARF	PM-130-BSF		130	48	400	162	50			
PM-150-ASF	PM-150-ARF	PM-150-BSF		150	48	450	190	50			
PM-200-ASF	PM-200-ARF	PM-200-BSF		200	40	500	239	65			
PM-100-ASF	PM-100-ARF	PM-100-BSF	NYD	100	48	350	136	50	115x102	92x66 76x76	11
PM-130-ASF	PM-130-ARF	PM-130-BSF		130	48	400	162	50			
PM-150-ASF	PM-150-ARF	PM-150-BSF		150	48	450	190	50			

Options

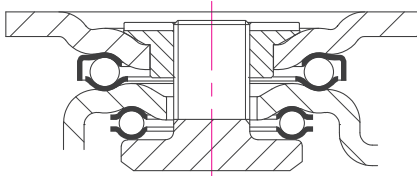
						
Code Suffix	MCD	HUWD	MUPD	NYD	-WEU	
Description	MC nylon(D80)	Cast PU(A95)	Cast PU(A95)	High-Performance Nylon(D70)	Anti-static(Black)	
Available for	100 ~ 200	130 ~ 150	150	100 ~ 150	100 ~ 200	

FOOT MASTER®

Medium duty casters GH series



kg 200~600kg **RoHS** **°C** -10~90°C



Brackets: Pressed steel plate, double ball bearing with four hardened bearing seats in the swivel head which is advantageous to rapid swiveling and excellent durability, strong integrated pressed steel frame(200 series: welded steel frame), smooth-operating top brake system, bolted wheel axle structure

Surface Treatment: Zinc plated

* Recommended Load = Load Cap. × 3

Swivel	Rigid	Swivel with brake	Wheel type								
				mm	mm	Kg	mm	mm	mm	mm	mm
GH-100-ASF	GH-100-ARF	GH-100-BSF	MUD	100	40	300	156	50	115x102	92x66 76x76	11
GH-130-ASF	GH-130-ARF	GH-130-BSF		130	40	320	186	50			
GH-150-ASF	GH-150-ARF	GH-150-BSF		150	40	350	206	50			
GH-200-ASF	GH-200-ARF	GH-200-BSF		200	40	400	241	65			
GH-100-ASF	GH-100-ARF	GH-100-BSF	HUD	100	48	400	156	50	115x102	92x66 76x76	11
GH-130-ASF	GH-130-ARF	GH-130-BSF		130	40	430	186	50			
GH-150-ASF	GH-150-ARF	GH-150-BSF		150	40	550	206	50			
GH-200-ASF	GH-200-ARF	GH-200-BSF		200	40	550	241	65			
GH-100-ASF	GH-100-ARF	GH-100-BSF	SUD	100	40	200	156	50	115x102	92x66 76x76	11
GH-130-ASF	GH-130-ARF	GH-130-BSF		130	40	270	186	50			
GH-150-ASF	GH-150-ARF	GH-150-BSF		150	40	330	206	50			

Options

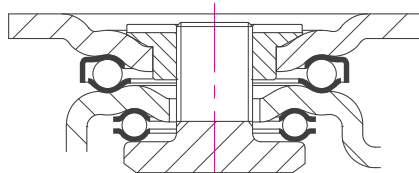
Code Suffix	MUD	HUD	SUD	-WEU		
Description	Cast PU(A95)	Cast PU(A95)	Cast PU(A70)	Anti-static(Black)		
Available for	100 ~ 200	100 ~ 200	100 ~ 150	100 ~ 200		

FOOT MASTER®

Medium duty casters

GH series









 200~600kg  RoHS  -10~90°C



Brackets: Pressed steel plate, double ball bearing with four hardened bearing seats in the swivel head which is advantageous to rapid swiveling and excellent durability, integrated strong pressed steel frame(200 series: welded steel frame), smooth-operating top brake system, bolted wheel axle structure

Surface Treatment: Zinc plated

* Recommended Load = Load Cap. × 3

Swivel	Rigid	Swivel with brake	Wheel type	 mm	 mm	 Kg	 mm	 mm	 mm	 mm	 mm
GH-130-ASF	GH-130-ARF	GH-130-BSF	HUWD	130	48	500	186	50	115x102	92x66 76x76	11
GH-150-ASF	GH-150-ARF	GH-150-BSF		150	48	600	206	50			
GH-100-ASF	GH-100-ARF	GH-100-BSF	MCD	100	48	600	156	50	115x102	92x66 76x76	11
GH-130-ASF	GH-130-ARF	GH-130-BSF		130	48	600	186	50			
GH-150-ASF	GH-150-ARF	GH-150-BSF		150	48	600	206	50			
GH-200-ASF	GH-200-ARF	GH-200-BSF		200	40	600	241	65			
GH-100-ASF	GH-100-ARF	GH-100-BSF	NYD	100	48	600	156	50	115x102	92x66 76x76	11
GH-130-ASF	GH-130-ARF	GH-130-BSF		130	48	600	186	50			
GH-150-ASF	GH-150-ARF	GH-150-BSF		150	48	600	206	50			

Options

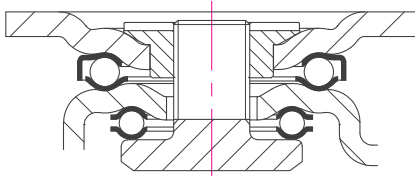
						
Code Suffix	MCD	HUWD	NYD	-WEU		
Description	MC nylon(D80)	Cast PU(A95)	High-Performance Nylon(D70)	Anti-static(Black)		
Available for	100 ~ 200	130 ~ 150	100 ~ 150	100 ~ 200		

FOOT MASTER®

Medium duty casters PH series











kg 200~600kg **RoHS** **°C** -10~90°C



Brackets: Pressed steel plate, double ball bearing with four hardened bearing seats in the swivel head which is advantageous to rapid swiveling and excellent durability, strong integrated pressed steel frame, smooth-operating top brake system, bolted wheel axle structure
Surface Treatment: Powder coating, zinc plated

* Recommended Load = Load Cap. × 3

Swivel	Rigid	Swivel with brake	Wheel type	 mm	 mm	 Kg	 mm	 mm	 mm	 mm	 mm
PH-100-ASF	PH-100-ARF	PH-100-BSF	HUD	100	48	400	156	50	100x85	80x60 77x45	9
PH-130-ASF	PH-130-ARF	PH-130-BSF		130	40	430	186	50			
PH-150-ASF	PH-150-ARF	PH-150-BSF		150	40	550	206	50			
PH-100-ASF	PH-100-ARF	PH-100-BSF	MUD	100	40	300	156	50	100x85	80x60 77x45	9
PH-130-ASF	PH-130-ARF	PH-130-BSF		130	40	320	186	50			
PH-150-ASF	PH-150-ARF	PH-150-BSF		150	40	350	206	50			
PH-100-ASF	PH-100-ARF	PH-100-BSF	SUD	100	40	200	156	50	100x85	80x60 77x45	9
PH-130-ASF	PH-130-ARF	PH-130-BSF		130	40	270	186	50			
PH-150-ASF	PH-150-ARF	PH-150-BSF		150	40	330	206	50			

Options

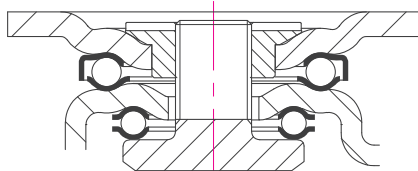
						
Code Suffix	HUD	MUD	SUD	-FZN	-WEU	
Description	Cast PU(A95)	Cast PU(A95)	Cast PU(A70)	Zinc-plated frame	Anti-static(Black)	
Available for	100 ~ 150	100 ~ 150	100 ~ 150	100 ~ 150	100 ~ 150	

FOOT MASTER®

Medium duty casters

PH series









 200~600kg  RoHS  -10~90°C



Brackets: Pressed steel plate, double ball bearing with four hardened bearing seats in the swivel head which is advantageous to rapid swiveling and excellent durability, strong integrated pressed steel frame, smooth-operating top brake system, bolted wheel axle structure

Surface Treatment: Powder coating, zinc plated

* Recommended Load = Load Cap. × 3

Swivel	Rigid	Swivel with brake	Wheel type	 mm	 mm	 Kg	 mm	 mm	 mm	 mm	 mm
PH-130-ASF	PH-130-ARF	PH-130-BSF	HUWD	130	48	500	186	50	100x85	80x60 77x45	9
PH-150-ASF	PH-150-ARF	PH-150-BSF		150	48	600	206	50			
PH-100-ASF	PH-100-ARF	PH-100-BSF	MCD	100	48	600	156	50	100x85	80x60 77x45	9
PH-130-ASF	PH-130-ARF	PH-130-BSF		130	48	600	186	50			
PH-150-ASF	PH-150-ARF	PH-150-BSF	NYD	150	48	600	206	50	100x85	80x60 77x45	9
PH-100-ASF	PH-100-ARF	PH-100-BSF		100	48	600	156	50			
PH-130-ASF	PH-130-ARF	PH-130-BSF		130	48	600	186	50			
PH-150-ASF	PH-150-ARF	PH-150-BSF		150	48	600	206	50			

Options

						
Code Suffix	MCD	HUWD	NYD	-FZN	-WEU	
Description	MC nylon(D80)	Cast PU(A95)	High-Performance Nylon(D70)	Zinc-plated frame	Anti-static(Black)	
Available for	100 ~ 150	130 ~ 150	100 ~ 150	100 ~ 150	100 ~ 150	

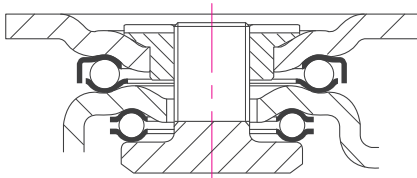
FOOT MASTER®

Medium duty casters

PHS series











kg 400~600kg **RoHS** **°C** -10~90°C



Brackets: Pressed steel plate, double ball bearing with four hardened bearing seats in the swivel head which is advantageous to rapid swiveling and excellent durability, strong integrated pressed steel frame, smooth-operating top brake system, bolted wheel axle structure
Surface Treatment: Powder coating, zinc plated

* Recommended Load = Load Cap. × 3

Swivel	Swivel with brake	Wheel type	 mm	 mm	 Kg	 mm	 mm	 mm	 mm	 mm
PHS-75-ASF	-	MCD	75	48	600	115	35	100x100	78x78 64x64	10.5
PHS-100-ASF	PHS-100-BSF		100	48	600	156	50			
PHS-75-ASF	-	NYD	75	48	600	115	35	100x100	78x78 64x64	10.5
PHS-100-ASF	PHS-100-BSF		100	48	600	156	50			
PHS-100-ASF	PHS-100-BSF	HUD	100	48	400	156	50	100x100	78x78 64x64	10.5

Options

						
Code Suffix	MCD	NYD	HUD			
Description	MC nylon(D80)	Nylon66(D70)	Cast PU(A95)			
Available for	75 ~ 100	75 ~ 100	100			

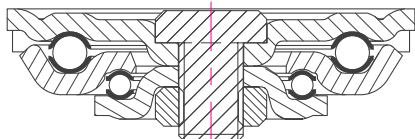
FOOT MASTER®

Medium duty casters

PMH series











kg 400~600kg **RoHS** **°C** -10~90°C






Brackets: Pressed steel plate, double ball bearing with four hardened bearing seats in the swivel head which is advantageous to rapid swiveling and excellent durability, strong welded steel frame, steel top brake system, bolted wheel axle structure

Surface Treatment: Powder coating, zinc plated

* Recommended Load = Load Cap. × 3

Swivel	Rigid	Swivel with brake	Rigid with brake	Wheel type	 mm	 mm	 Kg	 mm	 mm	 mm	 mm	 mm
PMH-150-ASF	PMH-150-ARF	PMH-150-BSF	PMH-150-BRF	MUD	150	48	400	190	35	158x114	133x86 125x62	13
PMH-200-ASF	PMH-200-ARF	PMH-200-BSF	PMH-200-BRF		200	48	500	241	50			
PMH-150-ASF	PMH-150-ARF	PMH-150-BSF	PMH-150-BRF	MCD	150	48	600	190	35	158x114	133x86 125x62	13
PMH-200-ASF	PMH-200-ARF	PMH-200-BSF	PMH-200-BRF		200	48	600	241	50			
PMH-150-ASF-PEU	PMH-150-ARF-PEU	PMH-150-BSF-PEU	PMH-150-BRF-PEU	MUD	150	48	400	190	35	140x110	105x80 105x75	11
PMH-200-ASF-PEU	PMH-200-ARF-PEU	PMH-200-BSF-PEU	PMH-200-BRF-PEU		200	48	500	241	50			
PMH-150-ASF-PEU	PMH-150-ARF-PEU	PMH-150-BSF-PEU	PMH-150-BRF-PEU	MCD	150	48	600	190	35	140x110	105x80 105x75	11
PMH-200-ASF-PEU	PMH-200-ARF-PEU	PMH-200-BSF-PEU	PMH-200-BRF-PEU		200	48	600	241	50			

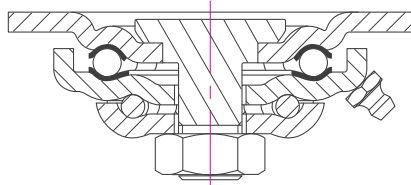
Options

					
Code Suffix	MUD	MCD	-FRN	-4DL	
Description	Cast PU(A95)	MC nylon(D80)	Brake direction	4 Directional Lock	
Available for	150 ~ 200	150 ~ 200	150 ~ 200	150 ~ 200	

FOOT MASTER®









Medium duty casters PMW series

 400~450kg  RoHS  -10~90°C



Brackets: Pressed steel plate, double ball bearing with hardened bearing seats in the swivel head, grease nipple, strong welded steel frame, smooth-operating side brake system, bolted wheel axle structure
Surface Treatment: Powder coating, zinc plated

* Recommended Load = Load Cap. × 3

Swivel	Rigid	Swivel with brake	Wheel type	 mm	 mm	 Kg	 mm	 mm	 mm	 mm	 mm
PMW-130-ASF	PMW-130-ARF	PMW-130-BSF	HUWD	130	48	400	162	50	140x110	105x80 105x75	11
PMW-150-ASF	PMW-150-ARF	PMW-150-BSF		150	48	450	190	50			
PMW-130-ASF	PMW-130-ARF	PMW-130-BSF	MCD	130	48	400	162	50	140x110	105x80 105x75	11
PMW-150-ASF	PMW-150-ARF	PMW-150-BSF		150	48	450	190	50			
PMW-130-ASF	PMW-130-ARF	PMW-130-BSF	NYD	130	48	400	162	50	140x110	105x80 105x75	11
PMW-150-ASF	PMW-150-ARF	PMW-150-BSF		150	48	450	190	50			

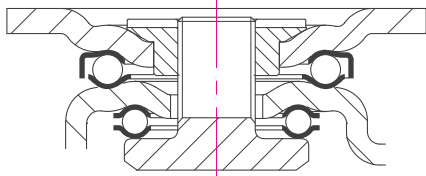
Options

						
Code Suffix	HUWD	MCD	NYD			
Description	Cast PU(A95)	MC nylon(D80)	High-Performance Nylon(D70)			
Available for	130 ~ 150	130 ~ 150	130 ~ 150			

FOOT MASTER®

Medium duty casters PHW series









 500~600kg  RoHS  -10~90°C



Brackets: Pressed steel plate, double ball bearing with four hardened bearing seats in the swivel head which is advantageous to rapid swiveling and excellent durability, strong integrated pressed steel frame, smooth-operating top brake system, bolted wheel axle structure

Surface Treatment: Powder coating, zinc plated

* Recommended Load = Load Cap. × 3

Swivel	Rigid	Swivel with brake	Wheel type	 mm	 mm	 Kg	 mm	 mm	 mm	 mm	 mm
PHW-130-ASF	PHW-130-ARF	PHW-130-BSF	HUWD	130	48	500	186	50	130x110	105x75 92x66	12
PHW-150-ASF	PHW-150-ARF	PHW-150-BSF		150	48	600	206	50			
PHW-130-ASF	PHW-130-ARF	PHW-130-BSF	MCD	130	48	600	186	50	130x110	105x75 92x66	12
PHW-150-ASF	PHW-150-ARF	PHW-150-BSF		150	48	600	206	50			
PHW-130-ASF	PHW-130-ARF	PHW-130-BSF	NYD	130	48	600	186	50	130x110	105x75 92x66	12
PHW-150-ASF	PHW-150-ARF	PHW-150-BSF		150	48	600	206	50			

Options

						
Code Suffix	HUWD	MCD	NYD			
Description	Cast PU(A95)	MC nylon(D80)	High-Performance Nylon(D70)			
Available for	130 ~ 150	130 ~ 150	130 ~ 150			