

The Pride of Top Quality
FOOT MASTER®

Light duty casters




Guide for selection of wheels : Lighty duty casters

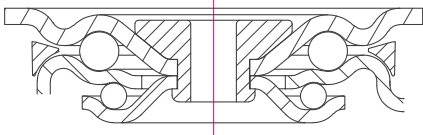
Image	Series	Description	Wheel code	Wheel dia mm	Wheel width mm	Axle bore mm	Hub length mm	Load capacity Kg	Bearing type
	TUN	<ul style="list-style-type: none"> - Injected polyurethane (Shore A92) - PP core - No bearing 	TUN-50-24	50	24	6	29	40	X
			TUN-64-24	64	24	6	29	50	X
			TUN-75-25	75	25	8	40	75	X
			TUN-100-30	100	30	8	40	100	X
			TUN-125-30	125	30	8	40	110	X
	TUS	<ul style="list-style-type: none"> - Injected polyurethane (Shore A92) - PP core - One ball bearing 	TUS-75-25	75	25	8	40	75	6202 ZZ
			TUS-100-30	100	30	8	40	100	6202 ZZ
			TUS-125-30	125	30	8	40	110	6202 ZZ
	TUD	<ul style="list-style-type: none"> - Injected polyurethane (Shore A92) - PP core - Two ball bearings 	TUD-100-30	100	30	8	30	100	608 ZZ
			TUD-125-30	125	30	8	30	110	608 ZZ
			TUD-150-30	150	30	8	30	110	608 ZZ
	HRN	<ul style="list-style-type: none"> - Injected rubber (Shore A85) - PP core - No bearing 	HRN-50-24	50	24	6	29	40	X
			HRN-64-24	64	24	6	29	50	X
			HRN-75-25	75	25	8	40	75	X
			HRN-100-30	100	30	8	40	100	X
	HRS	<ul style="list-style-type: none"> - Injected rubber (Shore A85) - PP core - One ball bearing 	HRS-75-25	75	25	8	40	75	6202 ZZ
			HRS-100-30	100	30	8	40	100	6202 ZZ
			HRS-125-30	125	30	8	40	110	6202 ZZ
			HRD-100-30	100	30	8	30	100	608 ZZ
	HRD	<ul style="list-style-type: none"> - Injected rubber (Shore A85) - PP core - Two ball bearings 	HRD-125-30	125	30	8	30	110	608 ZZ
			HRD-150-30	150	30	8	30	110	608 ZZ
			EUS-50-23	50	23	6	30	40	6001 ZZ
	EUS / EUD	<ul style="list-style-type: none"> - High elasticity polyurethane (Shore A80) - PC core - Two ball bearings (EUS:one ball bearing) 	EUS-64-23	64	23	6	30	50	6001 ZZ
			EUS-75-25	75	25	8	40	90	6202 ZZ
			EUD-100-30	100	30	8	30	100	608 ZZ
			EUD-125-30	125	30	8	30	100	608 ZZ
	LUD	<ul style="list-style-type: none"> - Cast polyurethane (Shore A90) - Aluminum core - Two ball bearings 	LUD-75-30	75	30	8	30	90	608 ZZ
			LUD-100-30	100	30	8	30	120	608 ZZ
			LUD-125-30	125	30	8	30	120	608 ZZ
			LUD-150-30	150	30	8	30	120	608 ZZ
	LUD-WEU	<ul style="list-style-type: none"> - Cast polyurethane (Shore A90) - Aluminum core - Two ball bearings - Anti-static version (10⁸~10⁹ Ωcm) 	LUD-WEU-75-30	75	30	8	30	90	608 ZZ
			LUD-WEU-100-30	100	30	8	30	120	608 ZZ
			LUD-WEU-125-30	125	30	8	30	120	608 ZZ
			LUD-WEU-150-30	150	30	8	30	120	608 ZZ
	LUP	<ul style="list-style-type: none"> - Cast polyurethane (Shore A90) - Aluminum core - Plain bearing 	LUP-75-17	75	17	10	22	75	Plain

FOOT MASTER®

Light duty casters GL series











kg 40~100kg **RoHS** **°C** -10~90°C





Brackets: Pressed steel plate, strong integrated pressed steel frame, dust protection cover in the swivel head(50/60 series: none), smooth-operating top brake system(50/65 series: side brake), bolted wheel axle structure

Surface Treatment: Zinc plated

* Recommended Load = Load Cap. × 3

Swivel	Rigid	Swivel with brake	Wheel type	 mm	 mm	 Kg	 mm	 mm	 mm	 mm	 mm
GL-50-ASF	GL-50-ARF	GL-50-BSF	EUS	50	23	40	70	22	[SF] 65x48 [RF] 65x38	54x24	7
GL-65-ASF	GL-65-ARF	GL-65-BSF		64	23	50	82	22			
GL-75-ASF	GL-75-ARF	GL-75-BSF		75	25	65	105	40	95x64	78x45 72x45	9
GL-100-ASF	GL-100-ARF	GL-100-BSF	EUD	100	30	90	130	37	95x64	78x45 72x45	9
GL-125-ASF	GL-125-ARF	GL-125-BSF		125	30	100	157	35			


Options

						
Code Suffix	EUS	EUD				
Description	Elastic PU(A80)	Elastic PU(A80)				
Available for	50 ~ 75	100 ~ 125				

FOOT MASTER®

Light duty casters

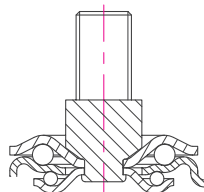
GL series



40~100kg

RoHS

-10~90°C



Brackets: Pressed steel plate, strong integrated pressed steel frame, dust protection cover in the swivel head, smooth-operating top brake system, bolted wheel axle structure

Surface Treatment: Zinc plated

* Recommended Load = Load Cap. × 3

Swivel	Swivel with brake	Wheel type	mm	mm	Kg	mm	mm	mm	mm	mm
GL-50-ASS	GL-50-BSS	EUS	50	23	40	70	22	1/2"-12UNC	7,5+18	17
GL-65-ASS	GL-65-BSS		64	23	50	82	22			
GL-75-ASS	GL-75-BSS		75	25	65	105	40	5/8"-11UNC M12x1.75P 1/2"-12UNC	10+25	22
GL-100-ASS	GL-100-BSS	EUD	100	30	90	130	37	5/8"-11UNC M12x1.75P 1/2"-12UNC	10+25	22
GL-125-ASS	GL-125-BSS		125	30	100	157	35			


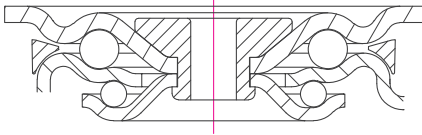
Options

Code Suffix	EUS	EUD				
Description	Elastic PU(A80)	Elastic PU(A80)				
Available for	50 ~ 75	100 ~ 125				

FOOT MASTER®

Light duty casters GL series





kg 40~100kg RoHS   -10~90°C



Brackets: Pressed steel plate, strong integrated pressed steel frame, dust protection cover in the swivel head(50/60 series: none), smooth-operating top brake system(50/65 series: side brake), bolted wheel axle structure

Surface Treatment: Zinc plated

* Recommended Load = Load Cap. × 3

Swivel	Rigid	Swivel with brake	Wheel type	 mm	 mm	 Kg	 mm	 mm	 mm	 mm	 mm
GL-50-ASF	GL-50-ARF	GL-50-BSF	TUN	50	24	40	70	22	[SF] 65x48 [RF] 65x38	54x24	7
GL-65-ASF	GL-65-ARF	GL-65-BSF		64	24	50	82	22			
GL-75-ASF	GL-75-ARF	GL-75-BSF		75	25	65	105	40	95x64	78x45 72x45	9
GL-100-ASF	GL-100-ARF	GL-100-BSF		100	30	90	130	37			
GL-125-ASF	GL-125-ARF	GL-125-BSF		125	30	100	157	35			
GL-50-ASF	GL-50-ARF	GL-50-BSF	HRN	50	24	40	70	22	[SF] 65x48 [RF] 65x38	54x24	7
GL-65-ASF	GL-65-ARF	GL-65-BSF		64	24	50	82	22			
GL-75-ASF	GL-75-ARF	GL-75-BSF		75	25	65	105	40	95x64	78x45 72x45	9
GL-100-ASF	GL-100-ARF	GL-100-BSF		100	30	90	130	37			
GL-125-ASF	GL-125-ARF	GL-125-BSF		125	30	100	157	35			
GL-75-ASF	GL-75-ARF	GL-75-BSF	TUS	75	25	65	105	40	95x64	78x45 72x45	9
GL-100-ASF	GL-100-ARF	GL-100-BSF		100	30	90	130	37			
GL-125-ASF	GL-125-ARF	GL-125-BSF		125	30	100	157	35			
GL-75-ASF	GL-75-ARF	GL-75-BSF	HRS	75	25	65	105	40	95x64	78x45 72x45	9
GL-100-ASF	GL-100-ARF	GL-100-BSF		100	30	90	130	37			
GL-125-ASF	GL-125-ARF	GL-125-BSF		125	30	100	157	35			

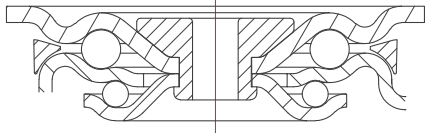
Options

						
Code Suffix	TUN	HRN	TUS	HRS		
Description	Inj. PU(A92)	Rubber(A85)	Inj. PU(A92)	Rubber(A85)		
Available for	50 ~ 125	50 ~ 125	75 ~ 125	75 ~ 125		

FOOT MASTER®

Light duty casters GL series









 40~100kg  RoHS  -10~90°C





Brackets: Pressed steel plate, strong integrated pressed steel frame, dust protection cover in the swivel head, smooth-operating top brake system, bolted wheel axle structure

Surface Treatment: Zinc plated

* Recommended Load = Load Cap. × 3

Swivel	Rigid	Swivel with brake	Wheel type	 mm	 mm	 Kg	 mm	 mm	 mm	 mm	 mm
GL-100-ASF	GL-100-ARF	GL-100-BSF	TUD	100	30	90	130	37	95x64	78x45 72x45	9
GL-125-ASF	GL-125-ARF	GL-125-BSF		125	30	100	157	35			
GL-100-ASF	GL-100-ARF	GL-100-BSF	HRD	100	30	90	130	37	95x64	78x45 72x45	9
GL-125-ASF	GL-125-ARF	GL-125-BSF		125	30	100	157	35			

Options

						
Code Suffix	TUD	HRD				
Description	Inj. PU(A92)	Rubber(A85)				
Available for	100 ~ 125	100 ~ 125				

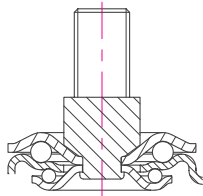

FOOT MASTER®

Light duty casters GL series

kg 40~100kg

RoHS









TEMP -10~90°C



Brackets: Forged steel bolt, strong integrated pressed steel frame, smooth-operating top brake system(50/65 series: side brake), bolted wheel axle structure

Surface Treatment: Zinc plated

* Recommended Load = Load Cap. × 3

Swivel	Swivel with brake	Wheel type	 mm	 mm	 Kg Kg	 mm	 mm	 mm	 mm	 mm
GL-50-ASS	GL-50-BSS	TUN	50	24	40	70	22	1/2"-12UNC	7.5+18	17
GL-65-ASS	GL-65-BSS		64	24	50	82	22			
GL-75-ASS	GL-75-BSS		75	25	65	105	40	5/8"-11UNC M12x1.75P 1/2"-12UNC	10+25	22
GL-100-ASS	GL-100-BSS		100	30	90	130	37			
GL-125-ASS	GL-125-BSS		125	30	100	157	35			
GL-50-ASS	GL-50-BSS	HRN	50	24	40	70	22	1/2"-12UNC	7.5+18	17
GL-65-ASS	GL-65-BSS		64	24	50	82	22			
GL-75-ASS	GL-75-BSS		75	25	65	105	40	5/8"-11UNC M12x1.75P 1/2"-12UNC	10+25	22
GL-100-ASS	GL-100-BSS		100	30	90	130	37			
GL-125-ASS	GL-125-BSS		125	30	100	157	35			
GL-75-ASS	GL-75-BSS	TUS	75	25	65	105	40	5/8"-11UNC M12x1.75P 1/2"-12UNC	10+25	22
GL-100-ASS	GL-100-BSS		100	30	90	130	37			
GL-125-ASS	GL-125-BSS		125	30	100	157	35			
GL-75-ASS	GL-75-BSS	HRS	75	25	65	105	40	5/8"-11UNC M12x1.75P 1/2"-12UNC	10+25	22
GL-100-ASS	GL-100-BSS		100	30	90	130	37			
GL-125-ASS	GL-125-BSS		125	30	100	157	35			

Options

						
Code Suffix	TUN	HRN	TUS	HRS		
Description	Inj. PU(A92)	Rubber(A85)	Inj. PU(A92)	Rubber(A85)		
Available for	50 ~ 125	50 ~ 125	75 ~ 125	75 ~ 125		

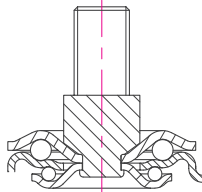

FOOT MASTER®

Light duty casters GL series

 40~100kg

 RoHS






 -10~90°C





Brackets: Forged steel bolt, strong integrated pressed steel frame, smooth-operating top brake system, bolted wheel axle structure

Surface Treatment: Zinc plated

* Recommended Load = Load Cap. × 3

Swivel	Swivel with brake	Wheel type	 mm	 mm	 Kg	 mm	 mm	 mm	 mm	 mm
GL-100-ASS	GL-100-BSS	TUD	100	30	90	130	37	5/8"-11UNC M12x1.75P 1/2"-12UNC	10+25	22
GL-125-ASS	GL-125-BSS		125	30	100	157	35			
GL-100-ASS	GL-100-BSS	HRD	100	30	90	130	37			
GL-125-ASS	GL-125-BSS		125	30	100	157	35			

Options

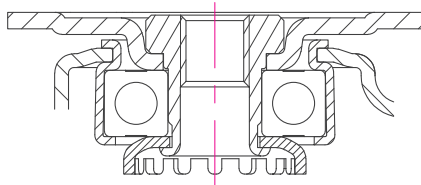
						
Code Suffix	TUD	HRD				
Description	Inj. PU(A92)	Rubber(A85)				
Available for	100 ~ 125	100 ~ 125				

FOOT MASTER®

Light duty casters

PL series









 75~110kg   -10~90°C





Brackets: Pressed steel plate, precision ball bearing in the swivel head which is advantageous to smooth swiveling and excellent durability, strong integrated pressed steel frame, total-lock top brake system which is applied in wheel and swivel head simultaneously with independent locking and unlocking lever, bolted wheel axle structure

Surface Treatment: Powder coating, zinc plated

* Recommended Load = Load Cap. × 3

Swivel	Rigid	Swivel with brake	Wheel type	 mm	 mm	 Kg	 mm	 mm	 mm	 mm	 mm
PL-75-ASF	PL-75-ARF	PL-75-BSF	EUS	75	25	75	112.5	40	95x64	78x45 72x45	9
PL-100-ASF	PL-100-ARF	PL-100-BSF	EUD	100	30	100	137.5	40	95x64	78x45 72x45	9
PL-125-ASF	PL-125-ARF	PL-125-BSF		125	30	110	162.5	40			

Options

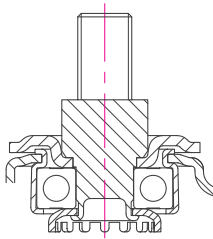
						
Code Suffix	EUS	EUD				
Description	Elastic PU(A80)	Elastic PU(A80)				
Available for	75	100 ~ 125				

FOOT MASTER®

Light duty casters PL series











kg 75~110kg **RoHS** **°C** -10~90°C





Brackets: Forged steel bolt, precision ball bearing in the swivel head which is advantageous to smooth swiveling and excellent durability, strong integrated pressed steel frame, total-lock top brake system which is applied in wheel and swivel head simultaneously with independent locking and unlocking lever, bolted wheel axle structure

Surface Treatment: Powder coating, zinc plated

* Recommended Load = Load Cap. × 3

Swivel	Swivel with brake	Wheel type	 mm	 mm	 Kg	 mm	 mm	 mm	 mm	 mm
PL-75-ASS	PL-75-BSS	EUS	75	25	75	112.5	40	5/8"-11UNC M12x1.75P 1/2"-12UNC	10,5+25	22
PL-100-ASS	PL-100-BSS	EUD	100	30	100	137.5	40			
PL-125-ASS	PL-125-BSS		125	30	110	162.5	40			

Options

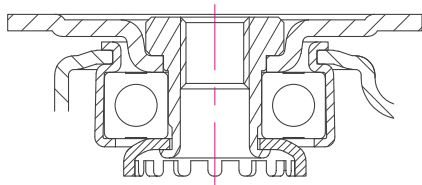
						
Code Suffix	EUS	EUD				
Description	Elastic PU(A80)	Elastic PU(A80)				
Available for	75	100 ~ 125				

FOOT MASTER®

Light duty casters

PL series









 75~120kg  RoHS  -10~90°C




Brackets: Pressed steel plate, precision ball bearing in the swivel head which is advantageous to smooth swiveling and excellent durability, strong integrated pressed steel frame, total-lock top brake system which is applied in wheel and swivel head simultaneously with independent locking and unlocking lever, bolted wheel axle structure

Surface Treatment: Powder coating, zinc plated

* Recommended Load = Load Cap. × 3

Swivel	Rigid	Swivel with brake	Wheel type								
				mm	mm	Kg	mm	mm	mm	mm	mm
PL-75-ASF	PL-75-ARF	PL-75-BSF	TUS	75	25	75	112.5	40	95x64	78x45 72x45	9
PL-100-ASF	PL-100-ARF	PL-100-BSF		100	30	100	137.5	40			
PL-125-ASF	PL-125-ARF	PL-125-BSF		125	30	110	162.5	40			
PL-75-ASF	PL-75-ARF	PL-75-BSF	HRS	75	25	75	112.5	40	95x64	78x45 72x45	9
PL-100-ASF	PL-100-ARF	PL-100-BSF		100	30	100	137.5	40			
PL-125-ASF	PL-125-ARF	PL-125-BSF		125	30	110	162.5	40			
PL-100-ASF	PL-100-ARF	PL-100-BSF	TUD	100	30	100	137.5	40	95x64	78x45 72x45	9
PL-125-ASF	PL-125-ARF	PL-125-BSF		125	30	110	162.5	40			
PL-150-ASF	PL-150-ARF	PL-150-BSF		150	30	110	188	40			
PL-100-ASF	PL-100-ARF	PL-100-BSF	HRD	100	30	100	137.5	40	95x64	78x45 72x45	9
PL-125-ASF	PL-125-ARF	PL-125-BSF		125	30	110	162.5	40			
PL-150-ASF	PL-150-ARF	PL-150-BSF		150	30	110	188	40			

Options

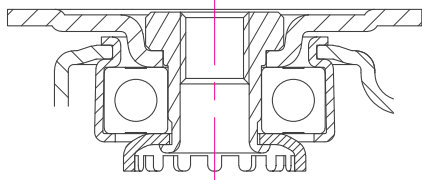


						
Code Suffix	TUS	HRS	TUD	HRD	-FZN	-WEU
Description	Inj. PU(A92)	Rubber(A85)	Inj. PU(A92)	Rubber(A85)	Zinc-plated frame	Anti-static(Black)
Available for	75 ~ 125	75 ~ 125	100 ~ 150	100 ~ 150	75 ~ 150	75 ~ 150

FOOT MASTER®

Light duty casters PL series









 75~120kg  RoHS  -10~90°C







Brackets: Pressed steel plate, precision ball bearing in the swivel head which is advantageous to smooth swiveling and excellent durability, strong integrated pressed steel frame, total-lock top brake system which is applied in wheel and swivel head simultaneously with independent locking and unlocking lever, bolted wheel axle structure

Surface Treatment: Powder coating, zinc plated

* Recommended Load = Load Cap. × 3

Swivel	Rigid	Swivel with brake	Wheel type	 mm	 mm	 Kg	 mm	 mm	 mm	 mm	 mm
PL-75-ASF	PL-75-ARF	PL-75-BSF	LUD	75	30	90	112,5	40	95x64	78x45 72x45	9
PL-100-ASF	PL-100-ARF	PL-100-BSF		100	30	120	137,5	40			
PL-125-ASF	PL-125-ARF	PL-125-BSF		125	30	120	162,5	40			
PL-150-ASF	PL-150-ARF	PL-150-BSF		150	30	120	188	40			

Options

						
Code Suffix	LUD	-WEU	-FCR	-FZN		
Description	Cast PU(A90)	Anti-static(Black)	Chrome plated frame	Zinc-plated frame		
Available for	75 ~ 150	75 ~ 150	75 ~ 150	75 ~ 150		

FOOT MASTER®

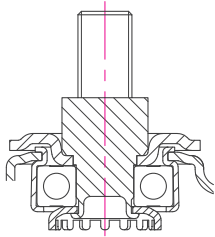
Light duty casters

PL series

 75~120kg

 RoHS









 -10~90°C



Brackets: Forged steel bolt, precision ball bearing in the swivel head which is advantageous to smooth swiveling and excellent durability, strong integrated pressed steel frame, total-lock top brake system which is applied in wheel and swivel head simultaneously with independent locking and unlocking lever, bolted wheel axle structure

Surface Treatment: Powder coating, zinc plated

* Recommended Load = Load Cap. × 3

Swivel	Swivel with brake	Wheel type	 mm	 mm	 Kg	 mm	 mm	 mm	 mm	 mm
PL-75-ASS	PL-75-BSS	TUS	75	25	75	112.5	40	5/8"-11UNC M12x1.75P 1/2"-12UNC	10.5+25	22
PL-100-ASS	PL-100-BSS		100	30	100	137.5	40			
PL-125-ASS	PL-125-BSS		125	30	110	162.5	40			
PL-75-ASS	PL-75-BSS	HRS	75	25	75	112.5	40	5/8"-11UNC M12x1.75P 1/2"-12UNC	10.5+25	22
PL-100-ASS	PL-100-BSS		100	30	100	137.5	40			
PL-125-ASS	PL-125-BSS		125	30	110	162.5	40			
PL-100-ASS	PL-100-BSS	TUD	100	30	100	137.5	40	5/8"-11UNC M12x1.75P 1/2"-12UNC	10.5+25	22
PL-125-ASS	PL-125-BSS		125	30	110	162.5	40			
PL-150-ASS	PL-150-BSS		150	30	110	188	40			
PL-100-ASS	PL-100-BSS	HRD	100	30	100	137.5	40	5/8"-11UNC M12x1.75P 1/2"-12UNC	10.5+25	22
PL-125-ASS	PL-125-BSS		125	30	110	162.5	40			
PL-150-ASS	PL-150-BSS		150	30	110	188	40			

Options

						
Code Suffix	TUS	HRS	TUD	HRD	-FZN	-WEU
Description	Inj. PU(A92)	Rubber(A85)	Inj. PU(A92)	Rubber(A85)	Zinc-plated frame	Anti-static(Black)
Available for	75 ~ 125	75 ~ 125	100 ~ 150	100 ~ 150	75 ~ 150	75 ~ 150

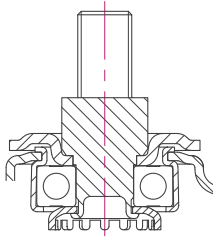

-FCR
Chrome plated frame
75 ~ 150

FOOT MASTER®

Light duty casters PL series



75~120kg RoHS -10~90°C



Brackets: Forged steel bolt, precision ball bearing in the swivel head which is advantageous to smooth swiveling and excellent durability, strong integrated pressed steel frame, total-lock top brake system which is applied in wheel and swivel head simultaneously with independent locking and unlocking lever, bolted wheel axle structure

Surface Treatment: Powder coating, zinc plated

* Recommended Load = Load Cap. × 3

Swivel	Swivel with brake	Wheel type	mm	mm	Kg	mm	mm	mm	mm	mm
PL-75-ASS	PL-75-BSS	LUD	75	30	90	112.5	40	5/8"-11UNC M12x1.75P 1/2"-12UNC	10.5+25	22
PL-100-ASS	PL-100-BSS		100	30	120	137.5	40			
PL-125-ASS	PL-125-BSS		125	30	120	162.5	40			
PL-150-ASS	PL-150-BSS		150	30	120	188	40			

Options

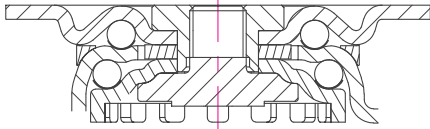
Code Suffix	LUD	-WEU	-FCR	-FZN		
Description	Cast PU(A90)	Anti-static(Black)	Chrome plated frame	Zinc-plated frame		
Available for	75 ~ 150	75 ~ 150	75 ~ 150	75 ~ 150		

FOOT MASTER®

Light duty casters

P series









 100~120kg  RoHS  -10~90°C



Brackets: Pressed steel plate, double ball bearing with hardened bearing seats in the swivel head, strong integrated pressed steel frame, dust protection cover in the swivel head, total-lock top brake system which is applied in wheel and swivel head simultaneously, bolted wheel axle structure

Surface Treatment: Zinc plated

* Recommended Load = Load Cap. × 3

Swivel	Rigid	Swivel with brake	Wheel type								
				mm	mm	Kg	mm	mm	mm	mm	mm
P-100-ASF	P-100-ARF	P-100-BSF	TUS	100	30	100	140	45	100x85	80x60 77x45	9
P-125-ASF	P-125-ARF	P-125-BSF		125	30	110	165	45			
P-100-ASF	P-100-ARF	P-100-BSF	HRS	100	30	100	140	45	100x85	80x60 77x45	9
P-125-ASF	P-125-ARF	P-125-BSF		125	30	110	165	45			
P-100-ASF	P-100-ARF	P-100-BSF	TUD	100	30	100	140	45	100x85	80x60 77x45	9
P-125-ASF	P-125-ARF	P-125-BSF		125	30	110	165	45			
P-100-ASF	P-100-ARF	P-100-BSF	HRD	100	30	100	140	45	100x85	80x60 77x45	9
P-125-ASF	P-125-ARF	P-125-BSF		125	30	110	165	45			
P-100-ASF	P-100-ARF	P-100-BSF	LUD	100	30	120	140	45	100x85	80x60 77x45	9
P-125-ASF	P-125-ARF	P-125-BSF		125	30	120	165	45			

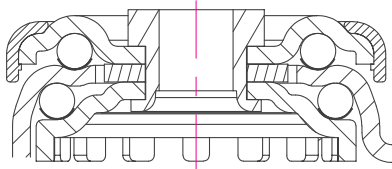
Options

						
Code Suffix	TUS	HRS	TUD	HRD	LUD	-WEU
Description	Inj. PU(A92)	Rubber(A85)	Inj. PU(A92)	Rubber(A85)	Cast PU(A90)	Anti-static(Black)
Available for	100 ~ 125	100 ~ 125	100 ~ 125	100 ~ 125	100 ~ 125	100 ~ 125

FOOT MASTER®

Light duty casters P series







 100~120kg  RoHS  -10~90°C



Brackets: Pressed steel plate, double ball bearing with hardened bearing seats in the swivel head, strong integrated pressed steel frame, dust protection cover in the swivel head, total-lock top brake system which is applied in wheel and swivel head simultaneously, bolted wheel axle structure

Surface Treatment: Zinc plated

* Recommended Load = Load Cap. × 3

Swivel	Swivel with brake	Wheel type	 mm	 mm	 Kg	 mm	 mm	 mm
P-100-ASS	P-100-BSS	TUS	100	30	100	140	45	12,5
P-125-ASS	P-125-BSS		125	30	110	165	45	
P-100-ASS	P-100-BSS	HRS	100	30	100	140	45	12,5
P-125-ASS	P-125-BSS		125	30	110	165	45	
P-100-ASS	P-100-BSS	TUD	100	30	100	140	45	12,5
P-125-ASS	P-125-BSS		125	30	110	165	45	
P-100-ASS	P-100-BSS	HRD	100	30	100	140	45	12,5
P-125-ASS	P-125-BSS		125	30	110	165	45	
P-100-ASS	P-100-BSS	LUD	100	30	120	140	45	12,5
P-125-ASS	P-125-BSS		125	30	120	165	45	

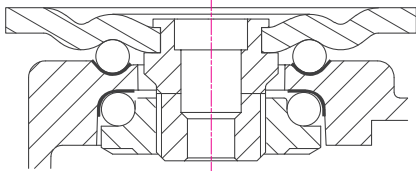

Options

						
Code Suffix	TUS	HRS	TUD	HRD	LUD	-WEU
Description	Inj. PU(A92)	Rubber(A85)	Inj. PU(A92)	Rubber(A85)	Cast PU(A90)	Anti-static(Black)
Available for	100 ~ 125	100 ~ 125	100 ~ 125	100 ~ 125	100 ~ 125	100 ~ 125

FOOT MASTER®

Light duty casters GDC series

kg 120kg RoHS -10~90°C



Brackets: Pressed steel plate(Rigid type: Aluminum), double ball bearing with hardened bearing seats in the swivel head, ivory-colored aluminum frame, total-lock top brake system which is applied in wheel and swivel head simultaneously with independent locking and unlocking lever, bolted wheel axle structure, special type of wheel axle structure
Surface Treatment: Powder coating, zinc plated

* Recommended Load = Load Cap. × 3

Swivel	Rigid	Swivel with brake	Rigid with brake	Wheel type	mm	mm	Kg	mm	mm	mm	mm	mm
GDC-100-ASF	GDC-100-ARF	GDC-100-BSF	GDC-100-BRF	LUD	100	30	120	135	40	SF:73x73	SF:58x58	7
GDC-125-ASF	GDC-125-ARF	GDC-125-BSF	GDC-125-BRF		125	30	120	162	40	RF:93x73	RF:76x58	

Swivel	Rigid	Swivel with brake	Rigid with brake	Wheel type	mm	mm	Kg	mm	mm	mm	mm
GDC-100-ASS	GDC-100-ARS	GDC-100-BSS	GDC-100-BRS	LUD	100	30	120	135	40	M12x1.75P	30
GDC-125-ASS	GDC-125-ARS	GDC-125-BSS	GDC-125-BRS		125	30	120	162	40		

Options

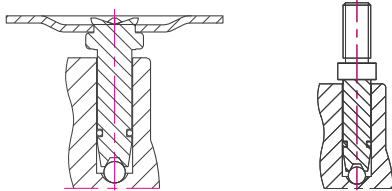
Code Suffix	LUD									
Description	Cast PU(A90)									
Available for	100 ~ 125									

FOOT MASTER®

Light duty casters GDD series











kg 75kg **RoHS** **TEMP -10~90°C**










Brackets: Pressed steel plate (Stem type: forged steel bolt), ivory-colored aluminum frame, bolted wheel axle structure

Surface Treatment: Powder coating, zinc plated

* Recommended Load = Load Cap. × 3

Swivel	Swivel with brake	Wheel type	 mm	 mm	 Kg	 mm	 mm	 mm	 mm	 mm
GDD-75-ASF	GDD-75-BSF	LUP	75	17x2	75	95	30	60x60	47x47	6

Swivel	Swivel with brake	Wheel type	 mm	 mm	 Kg	 mm	 mm	 mm	 mm
GDD-75-ASS	GDD-75-BSS	LUP	75	17x2	75	90	30	M12x1.75	25

Options

						
Code Suffix	LUP	-FBL	-WEU			
Description	Cast PU(A90)	Black frame	Anti-static(Black)			
Available for	75	75	75			